

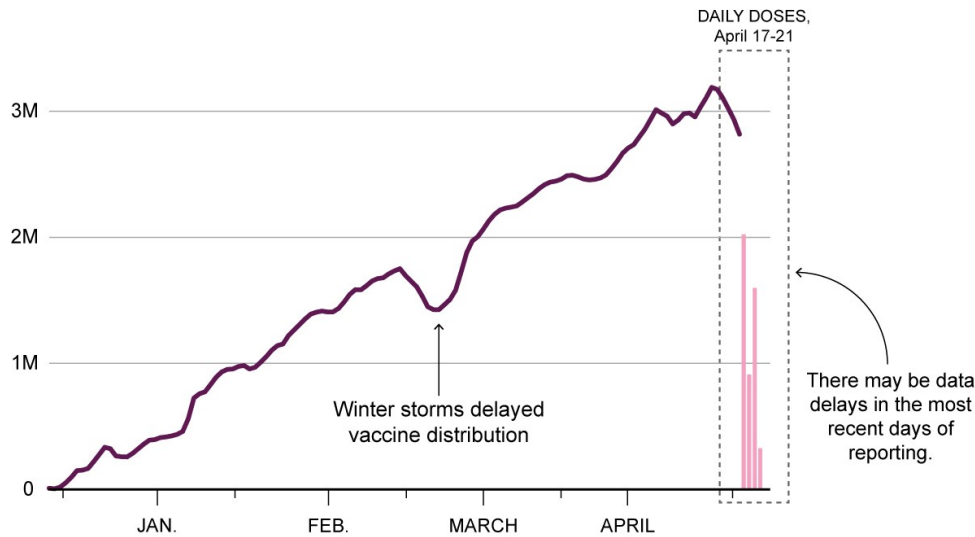


April 22, 2021

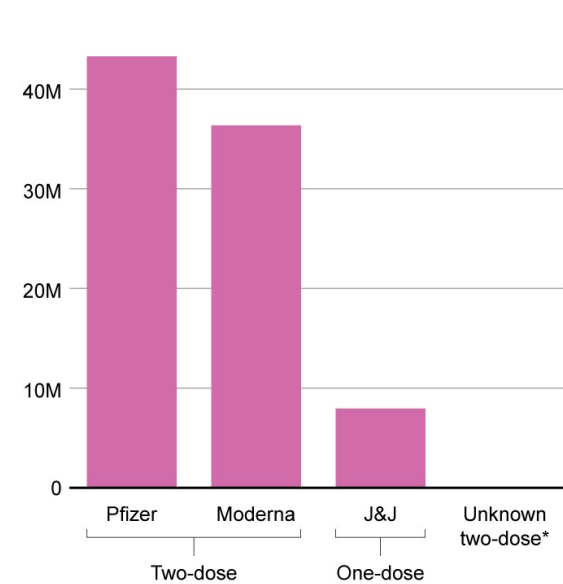
Vaccine tracker: 51.5% of the U.S. has received first dose

As of April 21, CDC data shows 51.5% of American adults have received at least one Covid-19 vaccine dose, and 33.8% have been fully vaccinated. Vaccination rates are higher for the 65-and-older group: more than 80% of older adults have received at least one dose, and 65.6% are fully vaccinated. President Joe Biden declared in March that the U.S. will have enough vaccine for every adult by the end of May, moving up his previous timeline by two months.

216M vaccine doses have been administered as of April 21
DOSES ADMINISTERED



87.3M U.S. adults, or 33.8 percent, are fully vaccinated
NUMBER OF PEOPLE



Sources: Centers for Disease Control and Prevention, U.S. Census Bureau, news reports



Vaccine tracker: 51.5% of the U.S. has received first dose

April 22, 2021

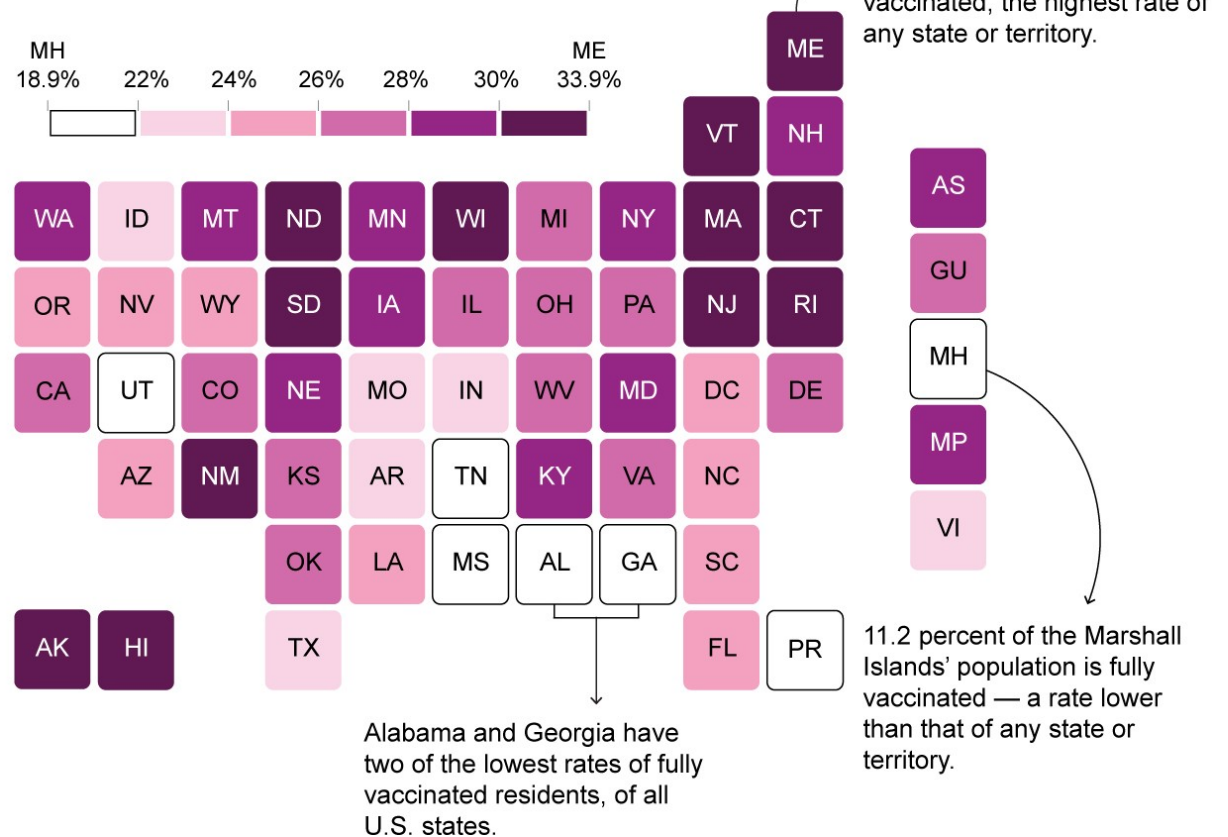
Maine, New Mexico, and Connecticut lead the vaccination race

33.9% of Maine's total population has been fully vaccinated — the highest rate of any state or territory. Right behind Maine are New Mexico and Connecticut with 33.1% and 33%, respectively.

When it comes to the percent of residents who have received at least one Covid-19 vaccine dose, New Hampshire takes first place with nearly 60% of its population having received a shot.

Trailing behind are Utah, Georgia and Alabama with 20% of their populations fully vaccinated. And with 11.2% of its residents fully vaccinated, the Marshall Islands takes last place.

Share of population that has been fully vaccinated
PERCENTAGE OF TOTAL POPULATION



Sources: Centers for Disease Control and Prevention, U.S. Census Bureau, news reports